

Youth Registration System Guide

Registration for youth new to *FIRST*® and profile completion tips: Pages 1– 5

Registration for returning youth: Page 6

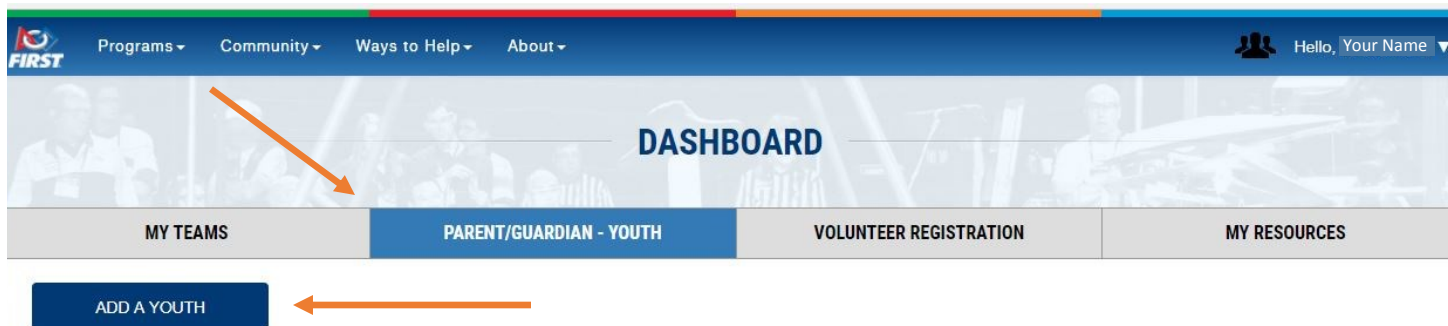
Important—Parent Account Required

Prior to registering your child, you (as adult parent or guardian) will need to have an account and complete profile registered in your name at www.firstinspires.org.

- If you have previously registered an account but do not recall your password, please use the “Forgot Password” function on the [login page](#).
- If you need to create an account, you can do so by clicking on [Sign Up](#) and following the instructions to confirm your email and complete your profile.
- If you are no longer able to access your original sign-in email, please [email us](#) with an email address change request.

Youth Registration for Students new to *FIRST*®

- ◆ Your youth’s Lead Coach/Mentor will send you an email with registration link and team number; If you have not received this, ask the Lead Coach/Mentor to provide you with the *FIRST* program name and team number for the team your child wants to join.
- ◆ After creating your own account/profile, [Log in](#) to your account at www.firstinspires.org
- ◆ Select “Youth Registration” from banner menu on your Dashboard
- ◆ Click on blue “Add a Youth” button to begin



You will be directed to the Youth Profile page, where you will need to fill out your child’s information.

Complete remainder of page

* Ethnicity and race fields required, but you may choose “Prefer not to Answer” option

Youth Demographic Information

Birth Date*

Select Month

Select Day

Select Year

This field is required

This field is required

This field is required

Gender*

Please Select or Type

This field is required

Ethnicity*

Please Select or Type

This field is required

Race*

AFRICAN-AMERICAN

ASIAN

NATIVE AMERICAN/ALASKAN

NATIVE HAWAIIAN/PACIFIC ISLANDER

WHITE

PREFER NOT TO ANSWER

Select at least one item.

Youth Profile Completion tips continued:

Past Program Participation

Which *FIRST* programs did you participate in as a Student? (select all that apply)

FIRST LEGO League Jr.
(Suggested ages 6-9)

FIRST LEGO League
(Suggested ages 9-14)

FIRST Tech Challenge
(Suggested ages 12-18)

FIRST Robotics Competition
(Suggested ages 14-18)

0 yrs

Once selected, a drop-down menu will appear where you will select the number of years that your child has participated in the past. You may do this for multiple programs.

Select any and all programs which your child has participated in.

Acknowledgements

☒ I agree to comply with requirements of all [FIRST Terms And Conditions](#)

☒ I agree to comply with requirements of all [FIRST Youth Protection Policies](#)

☒ By checking this box I intend to convey that I have read and understand the [FIRST Code of Conduct](#). I also understand that individuals who fail to adhere to the FIRST Code of Conduct may be excluded from working in FIRST programs and at FIRST events.

GO BACK

NEXT

- ◆ Click “Next” to proceed to the School profile page

◆ Complete School profile page

YOUTH PROFILE

Youth Profile | **School** | Consent & Release | Apply To A Team

Successfully saved!

School

SCHOOL If your child's school does not appear in the auto-generated list, scroll to the bottom and select "Not In List"

Please Select ▼

Student ID Number (Optional) Optional You can obtain your Student ID Number from your school/ organization's office manager

WHAT IS YOUR YOUTH'S CURRENT GRADE IN SCHOOL (As of September 1st)?

Please Select ▼

IS YOUR YOUTH ELIGIBLE FOR THE SCHOOL FREE OR REDUCED LUNCH PROGRAM?

Please Select Required field, however you may choose "Prefer not to Answer" ▼

Click "Next" when complete

GO BACK NEXT

◆ You will then be directed to the Consent & Release page:

For Inspiration & Recognition of Science and Technology (*FIRST*)
CONSENT AND RELEASE AGREEMENT

English ☒ Spanish ☐

Participant Name: Test Student Review information and read the agreement

If Participant is under 18 of age, Parent/Guardian Name: **Parent Name**

Participant Date of Birth if under 18 years of age [MM/DD/YYYY]: **DOB Here**

Participant Address: **Address, City, State, Zip**

Participant Email (If Participant is under 18 years of age, Parent/Guardian Email):

The Participant identified above ("Participant") desires to participate (as a team member, coach, mentor, judge, or in some other manner) in the *FIRST*® Robotics Competition, *FIRST*® Tech Challenge, *FIRST*® LEGO® League, *FIRST*® LEGO® League Junior, or another *FIRST* program (the "Programs"). As a condition of allowing Participant to participate in a Program, For Inspiration and Recognition of Science and Technology (FIRST®) ("FIRST®") requires that the Participant (by his or her Parent/Guardian if under 18 years of age) agree to the terms of this Consent and Release Agreement.

1. Participant (and the Parent/Guardian of a Participant under 18 years of age) understands that participation in the Program will expose Participant to risks of injury including, without limitation, injury from; building, lifting, and using electrical/mechanical robots and robot components; using tools; other participants; dancing and other associated activities. Participant (and the Parent/Guardian of a Participant under 18 years of age) understands that *FIRST* does not select, employ, supervise or otherwise exercise authority or control over the coaches, mentors, and other participants in the Program. Participant, if 18 years of age or older, acknowledges and agrees that he/she is primarily responsible for his/her safety. The Parent/Guardian of a Participant under 18 years of age acknowledges and agrees that the

Signature (of Participant if 18 years of age or older or Parent/Guardian if Participant under 18)

Test Student **09/25/2017**

Printed name of person signing Date Click "ACCEPT" to electronically sign agreement

ACCEPT

Apply to a team:

- 1) Select the program your child will be participating in
- 2) Enter team number and verify that correct team is chosen
- 3) Click on “APPLY”

YOUTH PROFILE

board
Youth Profile
School
Consent & Release
Apply To A Team

You should have received details or an invitation containing your team number. Enter that number below to apply to the team.

If not, please contact your Coach/Mentor or Team Admin to obtain this information.

Step 1: Please select the program.

FIRST® LEGO League Jr.
(Suggested ages 6-9)

FIRST® LEGO League
(Suggested ages 9-14)
Status : Not Eligible

FIRST® Tech Challenge
(Suggested ages 12-18)

FIRST® Robotics Competition
(Suggested ages 14-18)

Step 2: Please enter the team number.

1234567

Team Number 1234567

Team NickName Best FTC Team Ever

Location Your Town, ST

Season 2017

Tip: If the correct team's information does not show as expected, check that you have the correct program selected (Step 1 above) and the correct team number entered in Step 2.

CANCEL

APPLY

Your Dashboard will now show “Application Pending” until the team’s Lead Coach/Mentor has accepted the youth application. Repeat process for additional students.

▼ Test Student

Age: 15
D.O.B: 1/1/2002

Team Membership

Botman and Robo
11682
FIRST Tech Challenge

Team Options

Team Information ▼

Certificates & Awards ▼

Withdraw Application

Team Finances

Funds & Grants

This team's season was made possible by the generosity of others. Let them know of your appreciation.

Team Contacts/Roster

Primary Contacts
2

Youth Members
1

Other Contacts
5

Contact Options ▼

YOUTH OPTIONS ▼

Apply to a Team

Youth's Profile

Youth's School

Youth's Consent and Release


Event Options ▼

Application Pending

Youth Registration for Students returning to *FIRST*®

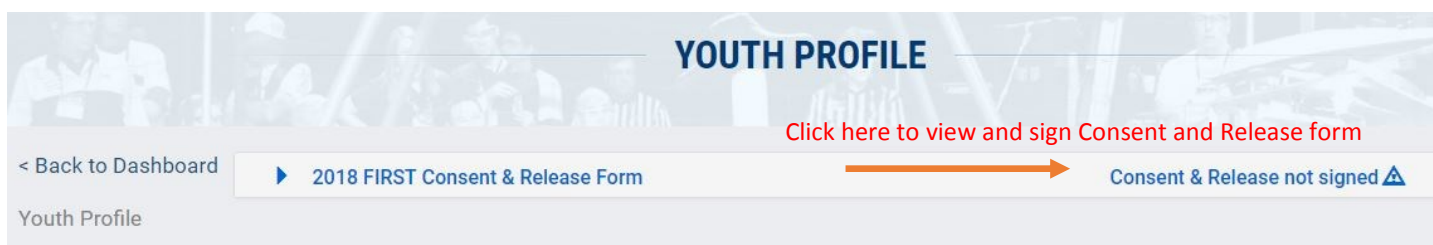
Welcome back! If your child was previously registered in our system, your process will be a little different than that above, but you may want to refer to the previous pages for help in specific screens.

- 1) [Log in](#) to your account at www.firstinspires.org
- 2) Select “Youth Registration” from banner menu on your Dashboard
- 3) Select child’s name to expand details, and then click on “Youth Options” menu on the right
- 4) Select “Apply to a Team” from the drop-down menu



This will bring you to the [Youth Profile](#) page, where you will review the profile and check appropriate boxes / make selections as needed. (see pages 2 & 3 for more details)
 You will continue through the [School Page](#) and the [Team Application](#) page, and then be returned to your dashboard.

IMPORTANT— You will need to sign the annual Youth Consent & Release as a separate step.
 Return to “YOUTH OPTIONS” menu in the student profile and select “Youth’s Consent and Release”
 Please note, you will need to do this for each child that will be participating this year.



GO TEAMS!